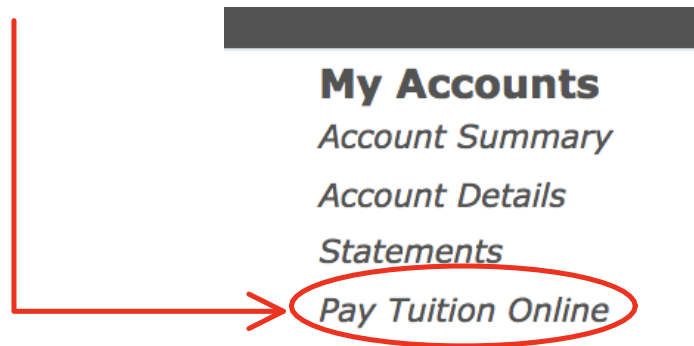
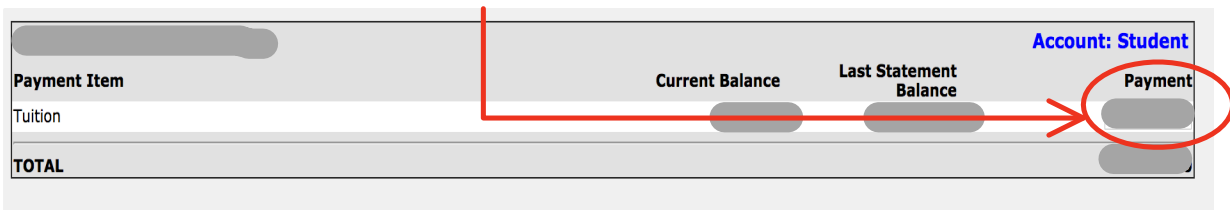


How To Pay Tuition Online and Helpful Hints

1. Login to MySRES, and click on the "Pay Tuition Online" link found under the "My Accounts" area.



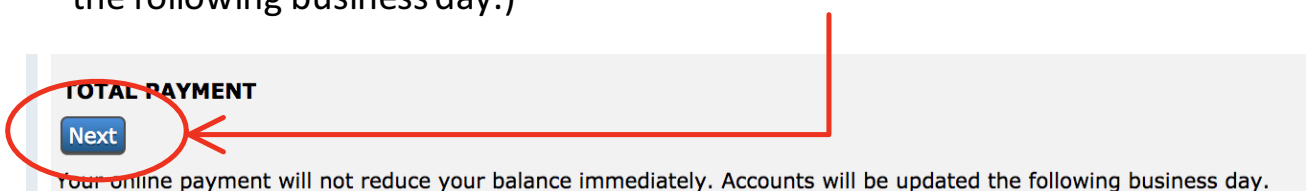
2. In the box provided, enter the amount of tuition you would like to pay. (Note: Student names and tuition amounts are grayed out in this example.)



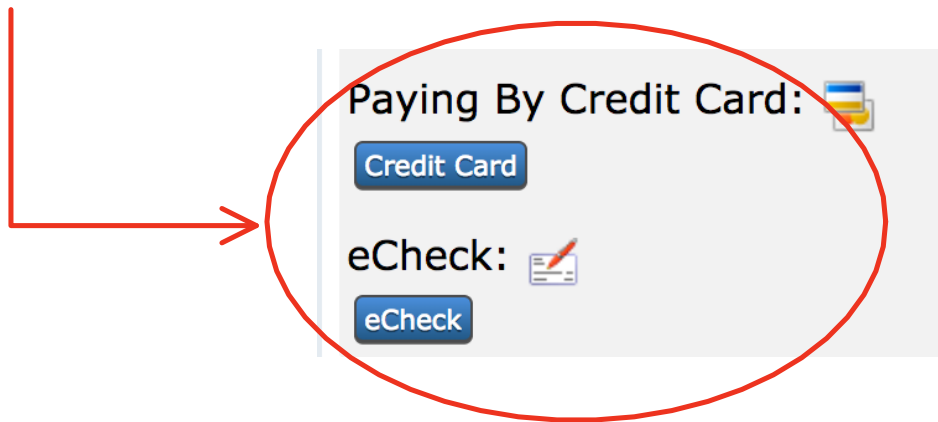
Hint #1: Families with more than one student will see a payment box for each student.

Hint #2: If a student has enrolled in a Summer Program anytime in the past or present, parents will see a payment box for all student Summer accounts, as well. Parents are welcome to pay any Summer balances in this manner also.

3. After entering the amount(s) you wish to pay, click on the "Next" button found at the bottom of the page. (Note: All online payments will be updated the following business day.)



4. Choose whether you wish to pay via credit card or eCheck.



5. Follow the directions provided to enter credit card or eCheck account numbers.

Hint #3: SRES accepts only Mastercard, Visa, and American Express for credit card payments.